

# Hillgrove Colts Cricket Club



## Dougies Mate 2023-24



# **2023-24 - Hillgrove Committee**



**President – Nick Sewell**

**Vice President – Anthony Stewart**

**Secretary – Tim Chapman**

**Treasurer– Max Laurie**

**Junior Coordinators – Andrew Byrne & Andrew Curry**

**Recorder/Registrar – Brian Parsons**

**Public Officer – Tim Chapman**

**Chairman of Selectors – Cam Lay/Dave Moffitt**

**General Committee - Brad King, Dave Waters, Andrew Curry,  
Adam Partridge**

**Social Committee – Cotter Litchfield, Casey Rainger, Zac Clarke,  
Hamish Biddle**

**Major Sponsor**





# 2023-24 President's Report



I am pleased to present the Presidents Report for the Hillgrove Colts Cricket Club for the season 2023/24. It has been a remarkable year for our club, filled with achievements, growth, and unforgettable moments on and off the field.

Throughout the season, our teams have showcased exceptional talent and sportsmanship, embodying the spirit of cricket and representing our club with pride.

From juniors to seniors, our players have demonstrated a strong commitment to excellence, continuously striving to improve their skills and contribute to the success of their teams.

1st grade went from not even making the semi finals last season to taking out the minor and major premierships this season. A huge turnaround and a great effort from captain Brad King and the players in first grade. As we all know, being the captain of a cricket team can have its tough decisions and Kingy had no trouble in dropping Sewell, Curry and Reeves from the grand final side, which in turn turned out to be a great decision. Well done.

2nd grade finished the regular season in 2 nd place and took on TAS at home and came up against some very talented young cricketers, unfortunately not taking out the win on this day. They then once again came up against Walcha in the preliminary final and ended up with the same result as last year finishing in 3 rd place.

3rd grade finished minor premiers and came up against a very determined Easts side in the grand final who scored 211 runs and Hillgrove fell 38 runs short. It was an unfortunate result on the day.

3rd grade also made the T20 final against Ex-Services in which they made 106 runs and Ex-Services chased it down with 6 wickets to spare. Special congratulations needs to go to Captain Pete Townsend to get a team up for the T20 final as he only found out on Wednesday night that the team was playing in Fridays final after an association meeting.

All round it was a great season of cricket for the senior teams.

Our junior cricketers have continued to flourish, learn, and hopefully they are developing a lifelong passion for the game. It has been inspiring to see the enthusiasm and dedication displayed by our junior members, and I am confident that they will play a pivotal role in the future success of our club. A huge thankyou must go to Andrew Byrne and Andrew Curry for the tireless work in getting all 7 junior teams on the park each Saturday.

U15s had a great season, finishing the season with the minor and major premierships. The grand final saw Hillgrove bowl Easts out for 59 and got the runs with 5 wickets to spare.

We had 2 teams in the U13s this season with the Brumbies finishing the season with the minor and major premierships.

The U11s and U9s competition is a non-competitive competition however the kids understand winning and losing and, in this competition, Hillgrove had 2 teams in each age division and they both finished 1 and 2 on the ladder.

I would like to extend my continued gratitude to the committee members Vice President Anthony Stewart, Treasure Max Laurie, Secretary Tim Chapman, our statistics man Brian Parsons and the Social Committee headed by Cotter Litchfield. This team make the operations of HCCC very easy, so thank you very much.

To the captains of our senior team's 1 St grade Brad King, 2 nd grade Max Laurie, 3 rd grade Pete Townsend and the Chairman of selections Dave Moffit thank you for all your effort in getting 3 teams on the park every Saturday, with no forfeits which as a club we should be incredibly proud of.

Also thank you to all the volunteers, coaches, parents, and supporters who have contributed their time, effort, and resources to make this season a resounding success. Your unwavering dedication and commitment have been instrumental in shaping our clubs success and ensuring that cricket remains a thriving part of our community.

The Armidale City Bowling club again is our major sponsor, and we are grateful for this ongoing partnership. Our Junior sponsor, Ray White Livestock, thank you for your continued support. We also need to thank Optiweigh, Grazag, Armidale Pet Shop, Adam Marshall MP, Roberts and Morrow, Intersport and NJS Building for your commitment to Hillgrove Colts. This sponsorship allows our club to kit out all ten teams with new coloured shirts. They looked great on the field and promote a great club atmosphere. Also allows us to supply kits to all junior teams and pay for the training shed which has been a great inclusion to training both seniors and juniors teams.

Looking ahead, I am stoked about what the future holds for our club. With all the talent and passion, we have got, there is no limit to what we can achieve. Letss keep the good times rolling and continue to make the Hillgrove Colts Cricket Club the best darn club around!

Soo the Grove

Nick Sewell - President, Hillgrove Colts



### Batting

Division	Mts	Inns	NOs	Runs	Avg	HS	0s	50s	100s
1st Grade	72	70	1	809	11.72	59	14	1	0
2nd Grade	192	165	21	3158	21.93	105*	16	13	1
3rd Grade	3	13	1	369	30.75	47	0	0	0
4th Grade	20	35	6	780	26.90	122	5	2	1
Social	1	1	0	20	20.00	20	0	0	0

### Bowling & Fielding

Division	Overs	Maids	Runs Agst	Wkts	Avg	RPO	BBI	5WI	Ct	St	RO
1st Grade	38.5	0	200	8	25.00	5.15	3-8	0	30	0	1
2nd Grade	446.3	52	1728	113	15.29	3.87	5-18	2	80	0	7
3rd Grade	0	0	8	0	-	-	-	0	0	0	1
4th Grade	120	1	492	25	19.68	4.10	2-8	0	1	0	0
Social	2	0	10	1	10.00	5.00	1-10	0	1	0	0


Inns	NOs	Runs	Avg	High Score	0s	4s	6s	50s	100s
284	29	5136	20.14	122 Vs Easts 4th	35	400	29	16	2

Overs	Maids	Runs Agst	Wkts	Best	Avg	RPO	5WI	Ct	St	RO
607.2	53	2438	147	5-18 Vs Tas 2nd	16.59	4.01	2	112	0	9






# Hillgrove CC Life Members



Herb Edgar



Peter Schaefer



Alan Gray



Kris Croft



Gary Phillips



Tony Butler



Harry Browne



John Croft



Merrill Newberry



Keith Morgan



Dave Dye



Jack Sewell



Nick Sewell



Dave Newberry



Howard Munday



Joe Sewell



Brad King



Brian Parsons



Ian Reeves



RK Martin




Mark Jackson



Andrew Curry



Matt Schaefer



Dave Waters

*Life membership is an honour bestowed on an individual whose continuous, meritorious, loyal and outstanding service and contribution has a provided measurable benefit to the HCCC over an extended period of time.*

# Hillgrove Colts C.C. Perpetual Trophies

## Peter Hickey Memorial Trophy



The Peter Hickey Memorial Trophy for the player **most likely to succeed**, is in memory of the late Peter Hickey who played 1<sup>st</sup> grade for the club for approximately 10 years during the late 1970's to the late 1980's. He was an exceptionally talented bowler, and had been on a world tour with the Northern NSW Emu's Cricket club in 1974. The trophy was donated by his family after his untimely death in 1991.



## The Royal Hotel Trophy - Clubman of the year



The royal hotel trophy for clubman of the year would've been donated by Joe Barbato the owner and publican of the Royal hotel. They were our club sponsors for approximately 10yrs in the late 80's early 90's. Joe himself never actually played cricket for Hillgrove, however his son Peter played in the lower grades for the grove.



## Tom Dye Memorial Trophy - Player of the Year

The Tom Dye Memorial Trophy for the Player of the Year is in memory of the late Tom Dye who was one of the club's early players during the 50's. Tom was a wicketkeeper and up until his passing he was a patron and a very keen supporter of Hillgrove Colts Cricket Club.



## The Harry Browne - Spirit of Cricket Award

Donated by life member Harry Browne. Harry was an exceptional batsman, coach and role model for many of the young players of Hillgrove Colts Cricket Club. Harry donated this trophy for not necessarily the best player in the club, but for a player that plays hard and fair in the true spirit of the game.





# 2023-24 ADCA Awards



## ADCA 2023-24 HCCC Club/Player Awards

1<sup>st</sup> Grade One Day Major & Minor Premiers

3<sup>rd</sup> Grade – One Day Minor Premiers

U15's Colts – Major & Minor Premiers

U13's Brumbies – Minor Premiers

U11's Brumbies – Major & Minor Premiers

U9's Brumbies – Minor Premiers



ADCA Club Championship

### Finals not included in following Statistics

- 3<sup>rd</sup> Grade One Day
  - Angus Dullaway Bowling Aggregate 16 @ 10.81 (Shared)
    - Bowling Average 10.81
- 2<sup>nd</sup> Grade T20
  - Syed Haider Raza - Shared Bowling average 8.0
- Under 15's Batting Aggregate & Average - Rocco Eastwood 247 @ 82.3
- Under 13's Batting Aggregate - Horatio Eastwood 244 @ 48.8
- Under 9's Batting Aggregate - 132





## 2023-24 First Grade

A very similar looking team to start the season off from the year before

We were pretty good from the beginning only losing one game in the 45 over format before Christmas

We still had issues fielding the same team week to week but the guys that stepped up did well

The 2nd half of the season was marred by wet weather with only a couple of rounds being completed

We managed to still be on top of the table and we were rewarded for our good start to the season by going straight through to the grand final.

We fielded solid teams throughout the season and everyone played an integral part in the team Grand Final.

We played City on a very underwhelming Sportsground wicket.

(Since Christmas 100 runs on that ground was more than competitive)

City batting 1st managed 82 runs.

A very good bowling and fielding performance from our guys

In return we lost 6 wickets to reach the total in 36 overs

A shaky start losing Tim and Zac early we started getting the ascendancy with small partnerships (Pud 12), Ben Heagney (31) and myself (27 no) got us over the line.

The T20 comp gave plenty of people the opportunity to play 1st grade with a lot of our guys being unavailable.

Unfortunately we weren't good enough to play in the final this season finishing in 3rd place

### **Notable performances this season**

Chapman 42 v Guyra

Patrick 79 and 3/24 v Guyra

Clarke 64 no and Micah 62 same game vs Servies

R Harris 5/31 v City

B Heagney 68 v Guyra

Abbott 5/22 v Guyra

### **T20**

M Lay 50 v City

H Mitchell 3/22 off 2 V City (hatrick)

Clarke 54, M Lay 61 v Guyra

H Litchfield 4/7 v Servies

In total we used 34 different players in 1st grade!!

High for the season was winning the grand final with a terrific bunch of guys.

Low for the season was being bowled out for 26 (yuk)

A massive thank you to all that did play this year.

Howie Eastwood, Haider Raza and Mahad Raza could easily be playing in the top grade.

Special thank you to guys like Ian Reeves, Andrew Curry, Nick Sewell and Hugh Eastwood who probably didn't really want to be playing but wouldn't see us go short either.

Max Laurie who played back in 2nd grade to captain as and to Ish Galpathage who is a great club man

Thanks to all the executive for getting us through another season and to our wives and girlfriends (hope they never meet :)) for supporting us throughout the year

Soo the grove

Kingy







1<sup>st</sup> Grade 2022-23

Back LR: Cotter Litchfield, Ryan Harris, Rhoad Abbott, Tim Chapman (wk), Ben Heagney, Lucas Kiel  
 Front LR: Zac Clarke, Hamish Biddle, Brad King ©, Micah Lay, Max Laurie, Andrew Patrick, Harry Litchfield



# GRAZAG

---



## 2023-24 Second Grade



Well what a season it was. With another tough season with numbers of players required across the club, we were able to pull through and again push the comp in all 3 grades. Congratulations to 1<sup>st</sup> grade on getting the chocolates, and well done to 3<sup>rd</sup> grade for making the big dance as well. Unfortunately for 2s it was not our year. With some cracking performances mixed through the season, we were the ladder leaders going into the final round in the one day comp, with TAS overtaking us at the death. This made for a show down with TAS for the preliminary final, with **Jimmy Marshall** scoring a quick fire 39, and contributions from **Benji Mashall** (20) and **Mahad Raza** taking us to 188. Not our day with the ball, the school boys chasing it down 1 down.

This brought us to our do or die fixture with Walcha. Having been sent in on a tricky slow wicket, we got the ball rolling with a 50 run partnership at the top. The wicket proved a hassle though, with us making our way to 6-134. With some drop catches and Walcha running at a gallop with 90 of the first 23 overs, we pulled them in and made them fight for every last run, taking the game deep into the 41<sup>st</sup> over. With some missed opportunities Walcha were able to round us up. I was proud of how we stuck in there with them, even with the game appearing lost. Special mentions to **Howie Eastwood** with a typically solid 47, and **Haider Raza** with an economical 1-15 of his 9.

Highlights from the comp this year included the ever reliable **Haider Raza** with 26 wickets across the season (21 One day and 5 T20), **Benji Marshall** 388 runs (a staggering 353 of them in the One Day Comp) and the talented **Howie Eastwood** that continues to grow from strength to strength as his cricket career progresses with 333 runs for the season. **Col Hunter** returned to the Grove after moving back to Armidale to take the best figures of the year for us with 4-12 against TAS. Unfortunately no michelle fifers or 100s this year to note, but no doubt we will some Grovers filling up those columns again soon.

**Dave Moffit** was again reliable with the bat all year with some classic knocks, one typically against TAS motoring to a quick fire 39.

**Mahad Raza** had a fantastic year with bat and ball, with a cracking 49 not out (robbed of 50 thanks to his brother) and 4-33 vs Easts in the 3<sup>rd</sup> round. Many thanks for the year mate and good luck with your next adventure in Melbourne next year.

With the surprise emergence of **Casey Rainger** as one of our star bowlers with a cracking 2-11 vs Servies (what a fantastic sight to see a wicket keeper running with the passion he did), the honours of wicket keeping fell to **Jimmy Marshall**. With some very tidy games with the gloves and some good knocks as well.

**Aiden Taylor** was on his ball unplayable, including in the semi final vs Walcha. 0-31 doesn't do justice to the spell he bowled at the start. A very tidy 4-27 vs City to boot too for the season.

When **Ish Galpathage** wasn't tearing hamstrings he was tearing after balls. A top score of 22 and always reliable when available, he's always a pleasure to have in the team.

My thanks to **Dave Waters** though for filling in some games where I was absent as Captain and for being ever supportive of my first season captaining a side for the Grove. It was an immensely enjoyable experience and I can't thank you enough for the advice along the way. A few cracking knocks and a nice flick of the legs for 6 that you'll be talking about for years to come too.

My thanks as well to the number of players we had fill in across the season too. We used 33 players across the one day comp alone this year for us. So at times it was tough, so again my thanks to assisting us where you could.

Lastly my thanks again to the team and to the club. I love this club. Until next season.

Soo the Grove Max







Absent: Dave Waters



**OPTIWEIGH**





# 2023-24 Third Grade



Well, I what a season thirds had this year. Making both the t/20 and one day finals. Unfortunately we fell short in both, but as a wise man once told me the sun will come up tomorrow. Starting the season with the One Day competition we beat Guyra convincingly then went on to lose the next 3. Our fielding and dropped catches really let us down to the point where we turned up early on game purely for catching practice. We were positioned ok on the ladder leading into the t/20's winning 2 of our 4 games we finished 4th on the ladder. However we made it to finals due to, well everyone knows. Thanks Easts. We managed to get a team together in the end playing ExServies who we'd rolled the week before, so we were a definite chance, unfortunately we came up short but still proud of the efforts of the boys. Back into the One Day games we started building momentum everything was finally starting to come together. We were taking our catches fielding well, bowling well, batting was good too. Finishing minor premiers again this year. Thanks again Easts. We went into the semifinals and demolished city to give us a week off and put us into the big one. With confidence high we unfortunately pulled up again short. I thoroughly enjoyed leading our team this year and hopefully next season we can get it done.

Some of the highlights this season was Leo Eastwood made his first senior half century and well deserved he batted well all season. Well done mate

Angus Dullaway. What can I say about this guy. He's come along way this season and was an absolute handful for our opponents unlucky not to get a 5 for on multiple occasions finishing with 4 for on these occasions. Well done mate.

Ryan Van der Veer. What a champion. Gave 110% every game he played. Proud of you mate.

Weve got a great family thing going on in 3rds and it's great to see we've got the Eastwoods x3

Van der Veer's x2

Jordan's x2

Dullaways x3

Well done to these father and son legends

I'd also like to thanks the guys that filled in this season. Paul Cuz Al Tb and Reeves.

I'd also like to thank Tb for umpiring a few games at the start of the season and for you listening when I need a yarn and your advice. Bloody legend.

I'd like to give Jo Dullaway a massive wrap again this season she's given up her time to score for us. She's also a bloody legend. And just a great person to have around the team and the club. Thanks heaps Jo.

Until next season

Soo the Grove!!



 **INTERSPORT**





3<sup>rd</sup> Grade 2023-24 Grand Final

Standing LR: Ryan Van Der Veer, Stewart Maxwell, Angus Dullaway, Harry Jones, Peter Townsend ©, Anthony Stewart, Craig Van Der Veer, Adam Partridge, Chris Jordan, Tony Jones (wk)

Kneeling: Ben Jordan, Leo Eastwood

Absent: Rocco Eastwood



Scoring the GF @ Lambert





## 2023-24 Other

### Brad Kings Debut at Senior Representative Cricket

In December 2023 I was fortunate enough to be selected in a NSW cricket side to contest the nationals titles in Victoria albeit the 5th NSW team.

Arriving in Melbourne on Friday I was looking forward to a restful day on Saturday. Unfortunately we had a 3 hour training session as a meet and greet :)

Sunday was meant to be our 1st playing day but in true Melbourne style it rained non-stop for 24hrs Saturday afternoon through to Sunday afternoon so our game was postponed.

Unfortunately this meant that we had to play 4 days straight instead of 2 days on, one day off and 2 days on.

Day One we played the top seeded team in Victoria 1.

After winning the toss and bowling first, Victoria made 205, in reply we only managed 146 (King nicked off to gully following a big out swinger for 4)

Day 2 we played Qld at Casey fields. The outfield was on par with the SCG. The Qld side were all big boys and we chased a lot of leather. Qld made 273 in reply NSW made 231 (King retired 52 off 60)

Day 3 we played Tasmania on Casey fields again this time in No 4 which was even better than the field the day before!!

NSW batted 1st making 240 and Tasmania in reply made 173 (King 42 off 44 surprise surprise caught long off on the boundary)

Day 4 playing off for 5/6th position.

We played Western Australia on a very sloping wicket and field. Interesting field to play on that's for sure. WA batting 1st made 156 NSW chased the runs down in 36 overs with only 4 wickets down (King 46 from 40 out bowled playing on)

In summary we won 2 and lost 2 which wasn't too bad

I batted at 4 which was an honour in my first run at playing for NSW

Thanks to Reevsey and Richard Rollings for my selection.

Kingy





## Last Years Presentation



## 2023 Presentation Night

B: L-R Cotter Litchfield, Lucas Kiel, Ryan Harris, Jamo Marshall, Zac Clarke  
F: L-R Hamish Biddle, Ben Laurie, Max Laurie, Benji Marshall



3<sup>rd</sup> Grade





Back L-R: Andrew Curry, Ian Reeves, Ben Heagney, Tim Chapman (wk), Lucas Kiel, Ryan Harris  
 Front L-R: Rhoan Abbott, Andrew Patrick, Brad King ©, Nick Sewell, Hamish Biddle  
 1<sup>st</sup> Grade Last Round of One Day Competition (2023-24)







**regional**australia**bank**

RAY WHITE RURAL AND LIVESTOCK

**Ray White understands the needs of  
rural people and graziers**

***NJS Building***





# 2023-24 Juniors



The 2023 – 24 season was one of the most successful junior cricket seasons in recent memory for the Hillgrove Colts Cricket Club.

We entered 7 teams in the ADCA competition, with 2 x U9 teams, 2 x U11 teams, 2 x U13 teams and 1 x U15 team.

While U9 & U11 games are non-competitive and focussed on participation, our teams finished in first and second place on the ladder in both competitions. The U9 Brumbies enjoyed a particularly great season only losing 1 game, while the U11 Brumbies went through the season undefeated.

Our U13 Brumbies team was comfortably the best team in the competition, finishing as minor premiers after going through the season undefeated with 11 wins. The Brumbies came up against Easts in the grand final. Easts batted first and put a respectable score on the board, but they were no match for the Brumbies, who chased down the total with ease. Premiers!

Our U15 team also finished as minor premiers, with 9 wins and 1 loss from the regular season. Having accounted easily for TAS in the semi final, they also came up against Easts in the grand final. Easts won the toss and elected to bat, but were bowled out for 59, with Tom McDonagh (3-13), Archie Piddington (2-17) and Leo Eastwood (2-8) doing most of the damage. The Hillgrove run chase got off to a shaky start with Hillgrove struggling at 3-9. A steadying partnership was needed, and Archie Piddington (21 n.o) and Oli Stubbs (11) rose to the challenge. Despite two late wickets, Hillgrove ended up with a comfortable 5 wicket win. Premiers!

Full results for the season were as follows:

- U9 Brumbies – 9 wins, 1 loss, 2 washouts, 3 byes – Ladder position 1st
- U9 Colts – 5 wins, 5 losses, 2 washouts, 3 byes – Ladder position 2nd
- U11 Brumbies – 13 wins, 0 losses, 2 washouts – Ladder position 1st
- U11 Colts – 9 wins, 4 losses, 2 washouts – Ladder position 2nd
- U13 Brumbies – 11 wins, 0 losses, 2 washouts, 1 bye – Minor and major premiers
- U13 Colts – 3 wins, 8 losses, 2 washouts, 1 bye – Ladder position 7th
- U15 Colts – 9 wins, 1 loss, 2 washouts – Minor and major premiers

Reflecting the team success that was enjoyed, Hillgrove players were well represented in the ADCA individual award, with the following players receiving awards at the ADCA junior presentation.

- Caleb Davies – U13 Batting Average
- Horatio Eastwood – U13 Batting Aggregate
- Patrick Gordon – U13 Bowling Average
- Isaac Stubbs – Player of U13 Grand Final
- Rocco Eastwood – U15 Batting Average
- Oliver Stubbs – U15 Batting Aggregate
- Archie Piddington – Player of U15 Grand Final

The success of our junior teams wouldn't be possible without the contribution of our fantastic coaches. We would like to thank Michael Crowley, Sam Sewell, Chris Jordan, Christian Duff, Damien Coffey, David Dowse, Matt Pine and Rod Watson for coaching a team this season.

We would also like to thank the many parents that helped out during the season. As they say, many hands make light work!

Soo the grove

The Andrew's (Curry and Byrne).

## Under 9's Statistics (2023-24)

Player Name	Mat	Runs	NO	HS	SR	4's	6's	Wk	Mdn	Runs	5WIs	BB	Avge
Sewell, Jack	9	132	9	26	108.2	22	0	11	5	37	1	5\2	3.36
Gordon, Chase	10	54	10	13	37.76	0	1	11	2	55	0	3\3	5
Sykes, Riley	8	22	8	6	18.97	1	0	8	2	71	0	2\3	8.88
Repp, Luke	9	37	7	8	37	4	0	7	2	52	0	3\11	7.43
Cumming, Riley	10	119	10	17	83.8	20	0	7	0	71	0	2\6	10.14
Bartlett-Taylor, Theodore	8	90	8	19	75.63	15	1	6	0	76	0	3\11	12.67
Jacobson, Reed	10	38	10	9	27.54	1	0	5	0	82	0	2\7	16.4
Cumming, Ethan	9	22	9	5	18.64	1	0	5	0	91	0	1\6	18.2
Bartlett-Taylor, Henry	9	14	9	6	10.94	0	0	5	1	115	0	3\16	23
Dent, Hendrix	8	24	8	11	21.62	2	0	4	0	76	0	1\5	19
Jacobson, Alex	10	51	10	8	36.43	4	0	4	0	89	0	2\8	22.25
Wicks, Cooper	8	50	8	15	42.02	7	0	3	1	66	0	2\12	22
Sewell, Harry	9	41	9	9	33.88	3	0	3	0	74	0	1\4	24.67
Crowley, Charlie	9	13	9	3	10.74	0	0	3	0	91	0	1\9	30.33
Donaldson, Thomas	10	39	10	8	28.06	0	0	3	0	114	0	1\7	38
Abra, Darcy	8	21	8	10	18.42	2	0	2	0	80	0	1\4	40
Murray, William	8	15	8	7	13.39	0	0	2	0	104	0	1\8	52
Ryan, William	9	17	9	4	13.71	0	0	1	0	85	0	1\7	85
Byrnes, Bradley	6	2	3	1	5	0	0	0	0	30	0	0\7	

### Under 9's Colts



### Under 9's Brumbies





## Under 11's Statistics (2023-24)

Player Name	Mat	Runs	NO	HS	Batting	4's	Wkt	M	Runs	BB	Avg
					Strike						
Williams, Oliver	14	64	11	12	37.21	6	14	1	122	2\3	8.7
Jordan, Eli	15	115	12	20	59.59	10	14	2	139	4\17	9.9
Duff, Patrick	12	87	12	11	45.08	7	13	4	93	2\4	7.2
Dagleish, Oliver	14	80	13	14	42.11	10	13	6	106	5\5	8.2
Matthews, Thomas	11	136	11	20	80	21	12	2	69	4\8	5.8
Hill, Joseph	15	65	13	12	34.21	5	11	1	105	4\11	9.6
Jedrej, Patrick	8	39	6	11	41.05	4	10	5	41	3\6	4.1
Byrne, Madeline	10	61	10	16	40.13	7	10	0	76	3\10	7.6
Coffey, Conor	9	36	9	6	26.47	2	8	1	64	2\6	8.0
Orr, Zachary	13	109	10	29	69.43	19	8	1	104	2\4	13.0
Sewell, Hazel	10	23	10	6	14.94	0	7	0	126	2\11	18.0
Molkentin, Nash	6	6	6	3	6.25	0	6	0	54	3\13	9.0
Bartlett-Taylor, Edith	11	6	11	2	3.55	0	6	1	102	2\12	17.0
Kelly, Euan	11	81	8	17	57.45	9	5	3	25	1\0	5.0
Jayawardena, Sageeth	11	104	11	19	60.82	12	4	4	55	2\5	13.8
Kiel, Cooper	15	38	12	8	21.84	1	4	0	142	1\12	35.5
Davies, Caleb	5	152	5	38	202.67	24	3	3	17	2\6	5.7
Bartlett-Taylor, Theodore	1	2	1	2	11.76	0	2	0	11	2\11	5.5
Gordon, Patrick	6	101	6	23	112.22	17	2	1	44	1\4	22.0
Jayaratne, Kushmi	12	17	8	7	13.18	1	2	2	101	1\6	50.5
Repp, Luke	1	0	1	0	0	0	1	0	7	1\7	7.0

Under 11's Colts



Under 11's Brumbies





### Under 13's Statistics (2023-24)

Player Name	Mat	Avge	Runs	50's	HS	Wkt	Md	Runs	BB	Avge
Eastwood, Maximus	10	58.3	175	0	32	7	3	34	1\0	4.9
Dent, Xavi	9	21.3	64	0	16	7	5	48	2\4	6.9
Eastwood, Horatio	10	48.8	244	0	48	6	6	70	2\2	11.7
Gordon, Patrick	5		55	0	19	5	2	19	2\0	3.8
Stubbs, Isaac	9	59.0	177	1	51	5	4	48	2\3	9.6
Dowse, Staten	11	13.5	81	0	23	5	6	72	3\5	14.4
Davies, Caleb	5	127.0	127	0	41	4	3	20	1\0	5.0
Strijland, Harry	8	10.5	42	0	12	4	0	64	1\2	16.0
DenHerder, Henrik	8	3.3	13	0	5	4	1	66	2\15	16.5
SIngle, Finn	8	3.3	20	0	11	4	0	98	2\7	24.5
Townsend, Aiden	9	6.0	42	0	13	3	1	56	1\2	18.7
*****	9	5.0	25	0	9	3	2	88	1\3	29.3
Pine, Sullivan	10	24.4	122	0	43	3	2	112	1\3	37.3
Sawyer, Lincoln	4	6.0	18	0	8	2	1	23	1\3	11.5
Bartolo, Jackson	5	38.5	77	0	25	2	2	53	2\9	26.5
Kelly, Xavier	11	23.5	141	0	28	2	5	71	1\0	35.5
Chandrasena, Ovindu	9	8.0	32	0	11	1	0	52	1\13	52.0
Kemp, Nathaniel	8	8.5	51	0	26	1	1	66	1\10	66.0
To'o, Zion	8	4.5	18	0	7	1	0	67	1\15	67.0
Chapman, Hugo	10	12.0	60	0	20	1	0	90	1\17	90.0
Kemp, Joshua	4	15.0	30	0	27	0	0	50	0\12	



Under 13's Brumbies



## Under 15's Statistics (2023-24)

Junior Statistics Include Finals

Player	Mat	Avge	Bat Agg	NO	50's	Mx	4's	6's	Wkt	Mdn	Runs	Ovrs	5WIs	BB	Bwl Av
Coventry, Jake	11	3.5	21	3	0	6	0	0	2	0	82	11.5	0	1\11	41.0
Eastwood, Leo	12	19.6	196	2	0	43	20	0	15	5	87	30	1	5\15	5.8
Eastwood, Rocco	9	56.0	280	4	2	51	38	1	6	3	53	19	0	3\14	8.8
Kelly, Clare	6	0.3	1	1	0	1	0	0	1	0	88	16	0	1\15	88.0
McDonagh, Thoms	11	5.0	30	1	0	10	3	0	11	2	105	29.1	0	4\3	9.6
Munsie, Jarvis	12	3.8	15	4	0	7	0	0	2	0	91	12	0	1\10	45.5
Piddington, Archie	11	22.8	137	3	0	27	21	0	7	4	91	25	0	2\17	13.0
Piddington, Elsie	10	3.0	6	1	0	4	0	0	4	0	67	16	0	2\17	16.8
Smith, Jesse	10	1.0	4	0	0	2	0	0	2	0	52	7	0	1\14	26.0
Stubbs, Isaac	4		0	0	0	0	0	0	1	2	5	4	0	1\3	5.0
Stubbs, Oliver	12	75.4	377	7	1	51	40	11	3	7	47	22.4	0	1\0	15.7
Watson, Benjamin	12	0.2	1	1	0	1	0	0	3	0	92	11	0	2\19	30.7
Williams, Jacob	10	7.0	49	2	0	16	2	1	3	1	90	22	0	2\13	30.0



U 15's Colts



Grove President Nick Sewell at the BBQ Junior Presentation

## 2023-24 Top Run Aggregates (T20 & Finals Included) – 1<sup>st</sup> Grade

#	Name	Mts	Inns	NOs	HS	Average	100s	50s	0s	4s	6s	Runs
1	<a href="#">Micah Lay</a>	10	10	1	82	35.00	0	4	1	26	9	315
2	<a href="#">Zachary J Clarke</a>	14	13	1	64*	18.83	0	2	2	30	0	226
3	<a href="#">Andrew Patrick</a>	10	9	1	79	25.75	0	1	1	20	2	206
4	<a href="#">Ben Heagney</a>	12	10	0	68	20.50	0	1	0	16	2	205
5	<a href="#">Brad King</a>	17	13	5	63*	24.13	0	1	1	17	1	193
6	<a href="#">Timothy Chapman</a>	15	14	1	42	10.08	0	0	2	9	0	131
7	<a href="#">Cotter Litchfield</a>	13	10	4	46*	17.33	0	0	1	11	3	104
8	<a href="#">Lucas Kiel</a>	13	11	1	41	8.30	0	0	3	6	1	83
9	<a href="#">Hamish Biddle</a>	15	9	4	21*	12.60	0	0	2	2	0	63
10	<a href="#">Howie Eastwood</a>	5	4	0	30	14.75	0	0	1	4	0	59
11	<a href="#">Rhoan Abbott</a>	7	5	1	19	9.00	0	0	0	1	0	36
12	<a href="#">Monty Schmude</a>	2	2	0	30	16.50	0	0	0	2	0	33
13	<a href="#">Harry Litchfield</a>	7	3	1	24	12.50	0	0	1	3	1	25
14	<a href="#">Ryan Harris</a>	14	6	2	12*	5.25	0	0	3	2	0	21
15	<a href="#">Brock Parsons</a>	1	1	0	21	21.00	0	0	0	1	0	21
16	<a href="#">Christopher Sargent</a>	1	1	1	21*	-	0	0	0	1	0	21
17	<a href="#">Aidan Taylor</a>	6	3	0	16	6.00	0	0	1	1	0	18
18	<a href="#">Casey Rainger</a>	3	2	0	13	8.50	0	0	0	3	0	17
19	<a href="#">Andrew Curry</a>	1	1	0	13	13.00	0	0	0	0	1	13
20	<a href="#">Tim Williams</a>	2	2	0	10	5.00	0	0	1	1	0	10
21	<a href="#">Ishara (Ishy) Galpathage</a>	4	2	0	6	4.00	0	0	0	0	0	8
22	<a href="#">Bhuwan (Ben) Khanna</a>	1	1	0	7	7.00	0	0	0	0	0	7
23	<a href="#">Nick Sewell</a>	2	1	0	7	7.00	0	0	0	0	0	7
24	<a href="#">Ian Reeves</a>	1	1	0	6	6.00	0	0	0	0	0	6
25	<a href="#">David Waters</a>	1	1	1	6*	-	0	0	0	0	0	6
26	<a href="#">Hugh Eastwood</a>	1	1	0	4	4.00	0	0	0	0	0	4
27	<a href="#">Max Laurie</a>	1	1	0	4	4.00	0	0	0	1	0	4
28	<a href="#">Syed Mahad Raza</a>	3	3	0	3	1.33	0	0	1	0	0	4
29	<a href="#">John Marshall</a>	1	1	0	2	2.00	0	0	0	0	0	2
30	<a href="#">Syed Haider Raza</a>	2	1	0	2	2.00	0	0	0	0	0	2
31	<a href="#">Lachlan Harris</a>	2	0	0	0	-	0	0	0	0	0	0
32	<a href="#">Muhammad Khan</a>	1	1	1	0*	-	0	0	0	0	0	0
33	<a href="#">Henry Mitchell</a>	2	0	0	0	-	0	0	0	0	0	0
34	<a href="#">Dave Moffitt</a>	1	0	0	0	-	0	0	0	0	0	0
35	<a href="#">Lihle Moyo</a>	1	0	0	0	-	0	0	0	0	0	0
36	<a href="#">David Schmude</a>	1	0	0	0	-	0	0	0	0	0	0
37	<a href="#">Oliver Shea</a>	3	0	0	0	-	0	0	0	0	0	0



## Top Wicket Takers - Season:2023/2024 - 1st Grade

#	Name	Mts	Overs	Maid	Runs	5WI	BBI	Average	Econ	Wickets
1	<a href="#">Cotter Litchfield</a>	13	66.1	11	191	1	6-18	10.05	2.89	19
2	<a href="#">Ryan Harris</a>	14	66.4	12	208	1	5-31	13.00	3.12	16
3	<a href="#">Hamish Biddle</a>	15	77	10	331	0	3-39	23.64	4.30	14
4	<a href="#">Lucas Kiel</a>	13	34.3	1	166	0	4-15	11.86	4.81	14
5	<a href="#">Andrew Patrick</a>	10	47.3	2	182	0	3-24	16.55	3.83	11
6	<a href="#">Rhoan Abbott</a>	7	19	1	77	1	5-22	7.70	4.05	10
7	<a href="#">Harry Litchfield</a>	7	14.5	2	66	0	4-7	7.33	4.45	9
8	<a href="#">Ben Heagney</a>	12	16	0	103	0	3-43	17.17	6.44	6
9	<a href="#">Lachlan Harris</a>	2	5	0	34	1	5-16	6.80	6.80	5
10	<a href="#">Henry Mitchell</a>	2	2	0	22	0	3-22	7.33	11.00	3
11	<a href="#">Syed Mahad Raza</a>	3	7.1	0	27	0	2-6	9.00	3.77	3
12	<a href="#">Oliver Shea</a>	3	27	2	120	0	2-51	40.00	4.44	3
13	<a href="#">Brad King</a>	17	6	0	14	0	2-14	7.00	2.33	2
14	<a href="#">Christopher Sargent</a>	1	9	0	33	0	2-33	16.50	3.67	2
15	<a href="#">Monty Schmude</a>	2	7	0	43	0	2-18	21.50	6.14	2
16	<a href="#">Muhammad Khan</a>	1	2	0	14	0	1-14	14.00	7.00	1
17	<a href="#">Brock Parsons</a>	1	1	0	8	0	1-8	8.00	8.00	1
18	<a href="#">Aidan Taylor</a>	6	5	0	27	0	1-10	27.00	5.40	1
19	<a href="#">Zachary J Clarke</a>	14	3	0	18	0	0-18	-	6.00	0
20	<a href="#">Ishara (Ishy) Galpathage</a>	4	2	0	20	0	0-20	-	10.00	0
21	<a href="#">Syed Haider Raza</a>	2	13	1	40	0	0-16	-	3.08	0
22	<a href="#">Tim Williams</a>	2	3	0	18	0	0-18	-	6.00	0

## Match Summary by Opposition - Season: 2023-24 Division: 1st Grade

Team	Opposition	P	W	L	D	T	NR	Runs For	Wkts Taken	Overs For	Runs Agnst	Wkts Lost	Overs Agnst
Hillgrove 1st	City 1st (Churches)	6	3	3	0	0	0	584	51	159	664	47	166
Hillgrove 1st	Ex-Services 1st	7	3	3	0	0	1	798	34	193	631	48	138
Hillgrove 1st	Guyra 1st	7	4	0	0	0	3	637	40	134	496	23	127





## Top Run Aggregates - 2023/24 Division - 2nd Grade

#	Name	Mts	Inns	NOs	HS	Average	100s	50s	0s	4s	6s	Runs
1	<a href="#">Benji Marshall</a>	17	16	2	69*	27.71	0	2	0	33	8	388
2	<a href="#">Max Laurie</a>	14	13	1	96	30.00	0	2	0	34	6	360
3	<a href="#">Howie Eastwood</a>	12	12	1	85*	30.27	0	2	2	12	0	333
4	<a href="#">Ben Heagney</a>	4	4	0	74	45.50	0	2	0	26	1	182
5	<a href="#">Dave Moffitt</a>	10	10	0	39	17.30	0	0	2	18	3	173
6	<a href="#">David Waters</a>	17	13	2	56	14.36	0	1	5	13	2	158
7	<a href="#">James P (Jamo) Marshall</a>	13	12	1	39	12.27	0	0	0	12	2	135
8	<a href="#">Syed Mahad Raza</a>	13	11	3	49*	14.50	0	0	2	12	3	116
9	<a href="#">Scott Clarke</a>	6	6	2	32	18.50	0	0	0	5	0	74
10	<a href="#">Zachary J Clarke</a>	1	1	0	59	59.00	0	1	0	10	1	59
11	<a href="#">Syed Haider Raza</a>	16	8	6	25*	25.00	0	0	1	1	1	50
12	<a href="#">Ishara (Ishy) Galpathage</a>	7	5	1	22	10.50	0	0	0	4	0	42
13	<a href="#">Hugh Eastwood</a>	1	1	0	31	31.00	0	0	0	2	1	31
14	<a href="#">Tony Jones</a>	4	3	0	26	9.67	0	0	0	3	0	29
15	<a href="#">Aidan Taylor</a>	11	4	1	25	9.33	0	0	1	2	1	28
16	<a href="#">Colin Hunter</a>	12	6	2	10*	6.75	0	0	0	2	0	27
17	<a href="#">Casey Rainger</a>	13	8	1	10	3.86	0	0	3	1	0	27
18	<a href="#">Brock Parsons</a>	3	1	0	24	24.00	0	0	0	4	0	24
19	<a href="#">Bhuwan (Ben) Khanna</a>	5	4	2	11	11.00	0	0	0	0	0	22
20	<a href="#">Leo Eastwood</a>	1	1	1	14*	-	0	0	0	0	0	14
21	<a href="#">Cameron Lay</a>	1	1	0	14	14.00	0	0	0	0	0	14
22	<a href="#">Andrew Patrick</a>	1	1	0	14	14.00	0	0	0	1	0	14
23	<a href="#">Lihle Moyo</a>	5	5	1	7	3.25	0	0	1	0	0	13
24	<a href="#">Sebastian Brotherson</a>	2	2	1	9	10.00	0	0	0	0	0	10
25	<a href="#">Peter Townsend</a>	1	1	0	10	10.00	0	0	0	1	0	10
26	<a href="#">Lachlan Harris</a>	1	1	0	8	8.00	0	0	0	2	0	8
27	<a href="#">Stewart Maxwell</a>	5	3	1	4*	4.00	0	0	0	1	0	8
28	<a href="#">Sunil Kumar Jha</a>	2	2	0	4	2.50	0	0	0	0	0	5
29	<a href="#">Daniel Ellis</a>	2	2	0	2	1.00	0	0	1	0	0	2
30	<a href="#">Muhammad Khan</a>	1	1	0	2	2.00	0	0	0	0	0	2
31	<a href="#">Priyakant Sinha</a>	2	1	1	1*	-	0	0	0	0	0	1
32	<a href="#">Felix Pastor</a>	2	1	0	0	0.00	0	0	1	0	0	0
33	<a href="#">Anthony Stewart</a>	1	0	0	0	-	0	0	0	0	0	0

## Top Wicket Takers - 2023/24 - 2nd Grade

#	Name	Mts	Overs	Maids	Runs	5WI	BBI	Average	Econ	Wickets
1	<a href="#">Syed Haider Raza</a>	16	99.2	16	250	0	3-6	9.62	2.52	26
2	<a href="#">Aidan Taylor</a>	11	45.2	2	242	0	4-27	22.00	5.34	11
3	<a href="#">Syed Mahad Raza</a>	13	60	5	233	0	4-33	23.30	3.88	10
4	<a href="#">Howie Eastwood</a>	12	28	1	119	0	2-23	17.00	4.25	7
5	<a href="#">Colin Hunter</a>	12	38	2	198	0	4-12	28.29	5.21	7
6	<a href="#">Ben Heagney</a>	4	10.5	1	50	0	3-14	8.33	4.62	6
7	<a href="#">David Waters</a>	17	31	2	154	0	3-40	25.67	4.97	6
8	<a href="#">Max Laurie</a>	14	26.1	2	120	0	2-0	24.00	4.59	5
9	<a href="#">Casey Rainger</a>	13	27	5	117	0	2-11	23.40	4.33	5
10	<a href="#">Benji Marshall</a>	17	6	0	24	0	2-8	8.00	4.00	3
11	<a href="#">Stewart Maxwell</a>	5	20	1	77	0	1-13	25.67	3.85	3
12	<a href="#">Brock Parsons</a>	3	11.5	0	74	0	2-24	24.67	6.25	3
13	<a href="#">Scott Clarke</a>	6	3	0	20	0	2-13	10.00	6.67	2
14	<a href="#">Bhuwan (Ben) Khanna</a>	5	12	1	65	0	1-15	32.50	5.42	2
15	<a href="#">James P (Jamo) Marshall</a>	13	8	0	30	0	1-11	15.00	3.75	2
16	<a href="#">Lachlan Harris</a>	1	5	1	17	0	1-17	17.00	3.40	1
17	<a href="#">Muhammad Khan</a>	1	4	0	19	0	1-19	19.00	4.75	1
18	<a href="#">Priyakant Sinha</a>	2	11	0	68	0	1-28	68.00	6.18	1
19	<a href="#">Sebastian Brotherson</a>	2	2	0	12	0	0-12	-	6.00	0
20	<a href="#">Zachary J Clarke</a>	1	4	0	18	0	0-18	-	4.50	0
21	<a href="#">Sunil Kumar Jha</a>	2	7.3	0	38	0	0-8	-	5.07	0
22	<a href="#">Dave Moffitt</a>	10	4	0	25	0	0-9	-	6.25	0
23	<a href="#">Lihle Moyo</a>	5	9	0	63	0	0-14	-	7.00	0

## Match Summary by Opposition - Season:2023/2024 - 2nd Grade

Includes Finals Matches

Team	Opposition	P	W	L	D	T	NR	Runs For	Wkts Taken	Overs For	Runs Agnst	Wkts Lost	Overs Agnst
Hillgrove 2nd	City 2nd	3	2	0	0	0	1	374	24	94	330	21	82
Hillgrove 2nd	Easts 2nd	5	1	2	0	0	2	534	20	137	438	37	90
Hillgrove 2nd	Ex-Services 2nd	3	1	2	0	0	0	428	18	81	232	19	61
Hillgrove 2nd	Tas 2nd	4	1	3	0	0	0	760	27	176	588	34	145
Hillgrove 2nd	Walcha/Uralla 2nd	5	1	2	0	0	2	552	17	124	498	19	90

# Top Run Aggregates - Season: 2023/2024 Division:3rd Grade

#	Name	Mts	Inns	NOs	HS	Average	100s	50s	0s	4s	6s	Runs
1	<a href="#">Leo Eastwood</a>	15	12	4	55*	35.13	0	1	1	20	0	281
2	<a href="#">Peter Townsend</a>	18	14	0	60	15.50	0	1	2	23	1	217
3	<a href="#">Tony Jones</a>	8	6	0	53	24.00	0	1	1	8	3	144
4	<a href="#">Anthony Stewart</a>	12	11	1	39	12.10	0	0	0	11	0	121
5	<a href="#">Rocco Eastwood</a>	12	8	1	41	15.57	0	0	0	12	0	109
6	<a href="#">Craig van der Veer</a>	11	9	1	44*	13.00	0	0	1	8	2	104
7	<a href="#">Angus Dullaway</a>	17	12	1	18*	7.27	0	0	1	4	2	80
8	<a href="#">Stewart Maxwell</a>	13	9	3	15	9.83	0	0	0	2	0	59
9	<a href="#">Harrison Jones</a>	16	9	0	12	5.89	0	0	0	1	0	53
10	<a href="#">Hugh Eastwood</a>	7	3	1	20*	24.00	0	0	0	5	0	48
11	<a href="#">Chris Jordan</a>	10	10	1	14	5.22	0	0	2	1	0	47
12	<a href="#">Adam Partridge</a>	16	8	4	19*	10.50	0	0	3	2	0	42
13	<a href="#">Tony Butler</a>	1	1	1	34*	-	0	0	0	6	0	34
14	<a href="#">Ian Reeves</a>	1	1	1	31*	-	0	0	0	4	0	31
15	<a href="#">Ben Jordan</a>	13	6	2	15	6.50	0	0	1	0	0	26
16	<a href="#">Ryan van der Veer</a>	15	6	1	3*	1.80	0	0	2	0	0	9
17	<a href="#">Colin Hunter</a>	2	2	1	6*	6.00	0	0	1	0	0	6
18	<a href="#">Andrew Curry</a>	3	2	0	3	1.50	0	0	1	0	0	3
19	<a href="#">Allan Cowan</a>	3	2	0	1	0.50	0	0	1	0	0	1
20	<a href="#">Paul Dullaway</a>	4	1	0	0	0.00	0	0	1	0	0	0
21	<a href="#">Lihle Moyo</a>	1	0	0	0	-	0	0	0	0	0	0





## Top Wicket Takers - Season:2023/2024 Division:3rd Grade

#	Name	Mts	Overs	Maids	Runs	5WI	BBI	Average	Econ	Wickets
1	<a href="#">Angus Dullaway</a>	17	75	5	329	0	4-11	12.19	4.39	27
2	<a href="#">Adam Partridge</a>	16	68	8	325	0	4-31	17.11	4.78	19
3	<a href="#">Stewart Maxwell</a>	13	67	10	276	0	2-8	21.23	4.12	13
4	<a href="#">Rocco Eastwood</a>	12	33	2	206	0	3-13	17.17	6.24	12
5	<a href="#">Craig van der Veer</a>	11	44	5	152	0	3-23	12.67	3.45	12
6	<a href="#">Leo Eastwood</a>	15	45	5	181	0	3-6	16.45	4.02	11
7	<a href="#">Chris Jordan</a>	10	28.4	1	158	0	3-5	14.36	5.51	11
8	<a href="#">Ryan van der Veer</a>	15	6	0	39	0	2-10	9.75	6.50	4
9	<a href="#">Colin Hunter</a>	2	3	0	18	0	2-18	9.00	6.00	2
10	<a href="#">Ben Jordan</a>	13	7.5	1	44	0	1-1	22.00	5.62	2
11	<a href="#">Harrison Jones</a>	16	6	0	71	0	1-22	71.00	10.33	1
12	<a href="#">Tony Butler</a>	1	1	0	8	0	0-8	-	8.00	0
13	<a href="#">Lihle Moyo</a>	1	3	0	5	0	0-5	-	1.67	0
14	<a href="#">Anthony Stewart</a>	12	1	0	4	0	0-4	-	4.00	0

## Match Summary by Opposition - Season:2023/2024 Division:3rd Grade

Team	Opposition	P	W	L	D	T	NR	Runs For	Wkts Taken	Overs For	Runs Agnst	Wkts Lost	Overs Agnst
Hillgrove 3rd	City 3rd (Churches)	3	1	1	0	0	1	268	25	57	441	6	110
Hillgrove 3rd	East 3rd Grade Gold	2	1	1	0	0	0	54	6	21	56	10	14
Hillgrove 3rd	East 3rd Grade Green	4	2	2	0	0	0	527	34	113	553	33	103
Hillgrove 3rd	Ex-Services 3rd	2	1	1	0	0	0	190	14	37	191	12	35
Hillgrove 3rd	Guyra 3rd	3	1	1	0	0	1	277	21	58	261	18	50
Hillgrove 3rd	Tas 3rd	1	0	0	0	0	1	0	0	0	0	0	0
Hillgrove 3rd	Walcha/Uralla 3rd	3	1	2	0	0	0	349	20	97	326	30	73



Name	Mt s	Inn s	N O s	Rns	HS	Avg	5 0 s	0 s	4s	6 s	Ovs	Md s	Rn s	W kt	5 W	BBI	Avg	Eco	SR	W id e s	N o B a l l	C t s F l d	C t s W K	S t p	R O
Rhoan Abbott	7	5	1	36	19	9.0	0	0	1	0	19	1	77	10	1	5-22	7.70	4.0	11.4	3	0	1	0	0	0
Hamish Biddle	15	9	4	63	21*	12.6	0	2	2	0	77	10	331	14	0	3-39	23.6	4.3	33.0	8	4	6	0	0	1
Seb Brotherson	2	2	1	10	9	10.0	0	0	0	0	2	0	12	0	0	0-12	-	6.0	-	0	0	2	0	0	0
Tony Butler	1	1	1	34	34*	-	0	0	6	0	1	0	8	0	0	0-8	-	8.0	-	0	0	0	0	0	0
Timothy Chapman	16	14	1	131	42	10.1	0	2	9	0	0	0	0	0	0	-	-	-	-	0	0	0	14	4	0
Scott Clarke	6	6	2	74	32	18.5	0	0	5	0	3	0	20	2	0	2-13	10.0	6.7	9.0	1	0	1	0	0	0
Zac Clarke	15	14	1	285	64*	21.9	3	2	40	1	7	0	36	0	0	0-18	-	5.1	-	1	0	3	0	0	0
Allan Cowan	3	2	0	1	1	0.5	0	1	0	0	0	0	0	0	0	-	-	-	-	0	0	0	0	0	0
Andrew Curry	4	3	0	16	13	5.3	0	1	0	1	0	0	0	0	0	-	-	-	-	0	0	3	0	0	0
Angus Dullaway	17	12	1	80	18*	7.3	0	1	4	2	75	5	329	27	0	4-11	12.2	4.4	16.7	19	4	6	0	0	0
Paul Dullaway	4	1	0	0	0	0.0	0	1	0	0	0	0	0	0	0	-	-	-	-	0	0	0	0	0	1
Howie Eastwood	17	16	1	392	85*	26.1	2	3	16	0	28	1	119	7	0	2-23	17.0	4.2	24.0	6	3	2	0	0	0
Hugh Eastwood	9	5	1	83	31	20.7	0	0	7	1	0	0	0	0	0	-	-	-	-	0	0	0	0	0	0
Leo Eastwood	16	13	5	295	55*	36.9	1	1	20	0	45	5	181	11	0	3-6	16.4	4.0	24.5	3	2	5	0	0	2
Rocco Eastwood	12	8	1	109	41	15.6	0	0	12	0	33	2	206	12	0	3-13	17.27	6.2	16.5	9	9	6	0	0	1
Daniel Ellis	2	2	0	2	2	1.0	0	1	0	0	0	0	0	0	0	-	-	-	-	0	0	0	0	0	1
Ishara (Ishy) Galpathage	11	7	1	50	22	8.3	0	0	4	0	2	0	20	0	0	0-20	-	10.0	-	0	0	0	0	0	0
Lachlan Harris	3	1	0	8	8	8.0	0	0	2	0	10	1	51	6	1	5-16	8.50	5.1	10.0	9	3	0	0	0	0
Ryan Harris	14	6	2	21	12*	5.2	0	3	2	0	66.4	12	208	16	1	5-31	13.00	3.1	25.0	40	1	8	0	0	0
Ben Heagney	16	14	0	387	74	27.6	3	0	42	3	26.5	1	153	12	0	3-14	12.7	5.7	13.4	16	8	4	0	0	0
Colin Hunter	14	8	3	33	10*	6.6	0	1	2	0	41	2	216	9	0	4-12	24.0	5.3	27.3	11	10	1	0	0	0
Sunil Kumar Jha	2	2	0	5	4	2.5	0	0	0	0	7.3	0	38	0	0	0-8	-	5.1	-	7	0	0	0	0	0
Harrison Jones	16	9	0	53	12	5.9	0	0	1	0	6	0	71	1	0	1-22	71.0	10.3	36.0	1	2	2	0	0	0
Tony Jones	12	9	0	173	53	19.2	1	1	11	3	0	0	0	0	0	-	-	-	-	0	0	0	8	2	0
Ben Jordan	13	6	2	26	15	6.5	0	1	0	0	7.5	1	44	2	0	1-1	22.0	5.6	23.5	5	2	7	0	0	0
Chris Jordan	10	10	1	47	14	5.2	0	2	1	0	28.4	1	158	11	0	3-5	14.4	5.5	15.6	8	1	2	0	0	0
Muhammad Khan	2	2	1	2	2	2.0	0	0	0	0	6	0	33	2	0	1-14	16.5	5.5	18.0	1	0	2	0	0	0
Bhuwan (Ben)	6	5	2	29	11	9.7	0	0	0	0	12	1	65	2	0	1-15	32.50	5.4	36.0	1	0	0	0	0	0







**Hillgrove Colts Cricket Club Presentation Awards  
2023-24**

*(Grade Awards do not contain Finals)*

- **3<sup>rd</sup> Grade** (Includes T20)
- Batting Aggregate      Leo Eastwood      222 @ 31.71      (HS 55\*)
- Bowling Aggregate      Angus Dullaway      21 @ 12.14      (BB 4/11)
- Players Player Award –      Angus Dullaway
- Captains Award –      Angus Dullaway
- **2<sup>nd</sup> Grade** (Includes T20)
- Batting Aggregate      Benji Marshall      364 @ 30.33      (HS 69no)
- Bowling Aggregate      Syed Haider Raza      24 @ 8.96      (BB 3/6)
- Players Player Award –      Haider Raza
- Captains Award –      Howie Eastwood
- **1<sup>st</sup> Grade** (Includes T20)
- Batting Aggregate –      Micah Lay      310 @ 38.75
- Bowling Aggregate –      Cotter Litchfield      17 @ 10.18 (BB 6/18)
- Players Player Award –      Cotter Litchfield
- Captains Award –      Ryan Harris

**Single Most Outstanding Performance**

Andrew Patrick - 79 & 3/24 vs Guyra 1<sup>st</sup> Grade

**Peter Hickey Memorial Trophy - Player Most Likely to Succeed**

Leo Eastwood

**Performance of the finals**

Ben Heagney (31 runs GF vs City)

**Tom Dye Memorial Trophy - Player of the Year**

Ben Heagney

**Royal Hotel Trophy - Club Person of the Year**

Max Laurie

**The Harry Browne Spirit of Cricket Award**

Syed Haider Raza

**Pisspot**

**Max Laurie**

**Love God**

Craig van der Veer

*Thanks to Joanne Dullaway for 3<sup>rd</sup> Grade photographs.  
This publication prepared by Brian Parsons & printed by Ian Reeves*